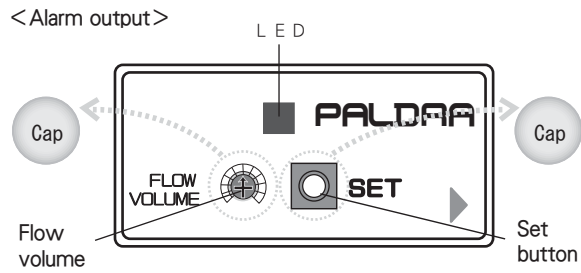


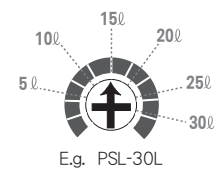


# Specifications

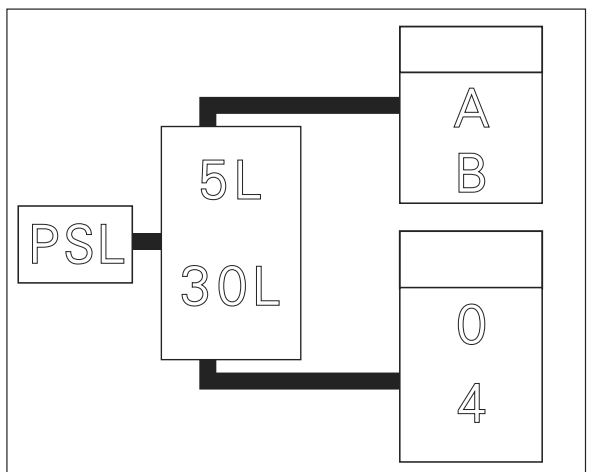

# Setting



- ① Take a cap out
- ② Set a alarm value with a screw
- ③ Press a set button
- ④ LED light confirms the Deviation from set value



# Order form



	Alarm	A	B	Models	
Measuring value				0	0 ~ 10 V
More than set value	GRN ON	ON	RED ON	4	4 ~ 20 mA
Less than set value	RED ON	OFF	GRN ON		
		ON	ON		

**E.g. PSL-30L-A  
PSL-30L-0**

NOTE) Default setting of alarm output is 5L=2.5L/min/30L=15.0L/min.  
Please contact us for customizing the alarm output value.

\*Flow rate display "DAM" is also available for PSL.

\*The design, dimensions and specifications of the product in the catalog were correct at the date of publication and are subjected to change without notice.

\*Feel free to contact us if you have any require about our products.